

Little Friends
Center *for* Autism, Inc.
Visual Training Systems Catalog



Little Friends Center for Autism

1001 E. Chicago Avenue, Suite 151

Naperville, IL 60540

(630) 305-4196

www.littlefriendsinc.org

Little Friends Center for Autism



Visual Training Systems - ORDER FORM

Phone: (630) 305-4196; Fax: (630) 305-4785

1001 E. Chicago Ave., Suite 151 - Naperville, IL 60540 - www.littlefriendsinc.org

PRODUCT NAME	CODE	PRICE	TAX	PRICE WITH TAX	QTY	TOTALS
ASHLEY CAN TIE HER SHOES	222	\$ 34.50	\$ 2.50	\$ 37.00		
BATHING BOARD (for shower wall)	222	\$ 23.31	\$ 1.69	\$ 25.00		
BLOOD DRAW	222	\$ 23.31	\$ 1.69	\$ 25.00		
BRUSH TEETH	222	\$ 20.51	\$ 1.49	\$ 22.00		
COMBO. FIRST, NEXT, THEN TRANSITION BOARD	222	\$ 14.92	\$ 1.08	\$ 16.00		
FINGERNAIL CLIPPING BOOK	222	\$ 24.24	\$ 1.76	\$ 26.00		
GROCERY STORE SHOPPING BOOK	222	\$ 13.99	\$ 1.01	\$ 15.00		
GROOMING: FACE WASHING, BRUSHING TEETH, HAIR BRUSHING, DEODORANT KIT (OVER 95 PHOTOS)	222	\$ 60.61	\$ 4.39	\$ 65.00		
HANDICAP TAG & BEHAVIOR INTERVENTION SYST.	222	\$ 10.26	\$ 0.74	\$ 11.00		
HANDWASHING RING	222	\$ 13.99	\$ 1.01	\$ 15.00		
HANDWASHING STRIP	222	\$ 10.26	\$ 0.74	\$ 11.00		
MENSTRUAL CARE	222	\$ 29.84	\$ 2.16	\$ 32.00		
NUMBER TAB BOARD	222	\$ 13.99	\$ 1.01	\$ 15.00		
RELAXATION BOOK	222	\$ 23.31	\$ 1.69	\$ 25.00		
SALON HAIR CUT	222	\$ 23.31	\$ 1.69	\$ 25.00		
SALON SHAMPOO	222	\$ 23.31	\$ 1.69	\$ 25.00		
SHAVING PROGRAM	222	\$ 23.31	\$ 1.69	\$ 25.00		
SURVIVAL KIT	222	\$ 16.78	\$ 1.22	\$ 18.00		
TOILET TRAINING KIT	222	\$ 34.50	\$ 2.50	\$ 37.00		
VISUAL SOCIAL MANAGER WHEEL	222	\$ 13.05	\$ 0.95	\$ 14.00		
WHEN I SNEEZE	222	\$ 6.53	\$ 0.47	\$ 7.00		
WIPING BOARD	222	\$ 12.12	\$ 0.88	\$ 13.00		

ORDER TOTAL: Up to \$30.00 SHIPPING CHARGE: \$6.95
 \$30.01-\$60.00 \$8.95 Pick up _____
 \$60.01-\$90.00 \$10.95
 \$90.01-\$120.00 \$12.95 Delivery _____
 \$120.01-\$150.00 \$15.95
 \$150.01-\$200.00 \$17.95
 Over \$200.00 10 % of order

SUBTOTAL	
SHIPPING	
TOTAL	

Contact person:	Address:
-----------------	----------

Agency name (if applicable):	Phone:	E-mail:
------------------------------	--------	---------

PAYMENT METHOD (MUST be enclosed)	Credit Card:
Credit card amount: _____	(circle one) VISA MC AMEX DISC (other, specify) _____
Amount of check enclosed: _____	Credit Card # _____
(Make payment to LITTLE FRIENDS CENTER FOR AUTISM)	Exp Date _____ Security Code _____ (3-digit number on back of card)

Please return this form with payment to LITTLE FRIENDS CENTER FOR AUTISM, INC. Attn: Visuals
 1001 E. Chicago Ave., Suite 151, Naperville, IL 60540 or fax to (630) 305-4785

Little Friends Center for Autism VISUAL TRAINING SYSTEMS CATALOG

ASHLEY CAN TIE HER SHOES \$34.50

This unique program teaches learners how to tie their shoes using the Rabbit, Fox and Two Bunnies methods by utilizing photo sequence cards. This program has been used at the agency's Lifeskills Training Center for Children with Autism.

Includes:

1. Manual with teaching tips.
2. Photo cards with easy to follow instructions.
3. Color coded shoe laces



PROGRAM DESIGN: Mary Crissman and Diane Hasselberg

BATHING BOARD \$23.31

This program has been used successfully in Little Friends' Lifeskills Training Center for Children with Autism for more than 10 years. This comprehensive program was designed to teach the learner to independently shower using line drawing cards. It can be used as a social story, step-by-step guide or pre-teaching tool.

Includes:

1. Manual with teaching tips.
2. Photo cards with easy to follow instructions.
3. High grade heavy-duty laminate for in-shower use.



**Manual
&
Photo Sequence Cards**


PROGRAM DESIGN: Lifeskills Training Center for Children with Autism Team

BLOOD DRAW SEQUENCE BOOK \$23.31

This colorful visual system walks the user through a blood draw, by using step-by-step photo cards. This system can be used as a pre-teaching tool, social story and schedule book for getting one's blood drawn.

Includes :

1. Vacutainer and Butterfly blood draw methods
2. Countdown number waiting techniques
3. Choice selection



**Prompting Procedures
& Photo Sequence Cards**

PROGRAM DESIGN: Patti Boheme and Carol Paske in collaboration with Rush-Copley Hospital, Aurora, Illinois



BRUSH TEETH\$20.51

This unique program teaches the learner how to brush his or her teeth by using step-by-step photo sequence cards. The system can also be used as a pre-teaching tool or social story.

PROGRAM DESIGN: Lifeskills Training Center for Children with Autism Team


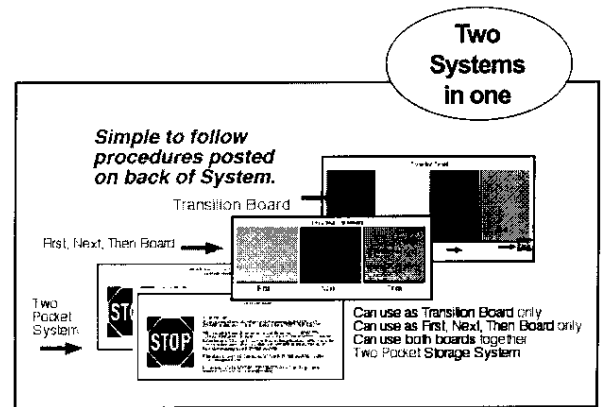


Photo Sequence Cards

COMBINATION FIRST, NEXT, THEN & TRANSITION BOARD\$14.92

The Combination First, Next, Then and Transition Boards are designed to move the learner through tasks and activities by using photo sequence cards. The First, Next, Then Board defines a clear beginning and ending while informing the learner of what will happen next. The Transition Board defines for the learner when each task will be finished. This program can be used across most environments with young and mature learners, and is great for assisting learners who struggle with transitioning in and out of preferred and non-preferred activities.

PROGRAM DESIGN: Little Friends Lifeskills Training Center for Children with Autism Team




Color-Coded Transition Board

FINGERNAIL CLIPPING\$24.24

The Little Friends Center for Autism's nail clipping program is designed to desensitize the learner who has difficulty having their nails clipped. The program provides a simple three-step visual color-coded system of matching and a countdown number system to define completion.

PROGRAM DESIGN: Patti Boheme and Carol Paske



GROCERY STORE SHOPPING BOOK ...\$13.99


This unique program uses visual methods to teach the learner how to follow instructions from getting out of the car to waiting in line at the grocery store. This book can be adapted for the mature learner by removing some of the photos. This colorful program can be used as a social story, schedule book and a teaching tool.

Includes:

1. Easy-to-follow procedures and teaching tips
2. Visual step-by-step photo sequence cards
3. Transition program
4. Rule cards that define correct behaviors

PROGRAM DESIGN: Carol Paske

Procedures, Photo Sequence Instructions and Transition




GROOMING\$60.61

The Little Friends Center for Autism's comprehensive Grooming Program includes teaching tips for male hair brushing, female hair brushing, deodorant application, hand washing, face washing and tooth brushing. This program is used each day at the Little Friends Lifeskills Training Center for Children with Autism.

Includes:

- 1. Photo sequence cards
- 2. Easy-to-follow manual and teaching tips

PROGRAM DESIGN: Lifeskills Training Center for Children with Autism Team



Six Programs in One Package

HANDICAP TAG AND BEHAVIOR INTERVENTION SYSTEM\$10.26

This unique system can be worn by a responsible adult or learner in the community to advise others that you are assisting a person with a disability. It can be used when assistance is needed in bathrooms, long lines or when inappropriate behaviors occur. This system includes simple procedures.

Includes:

- 1. Handicap tag with clip
- 2. Visual behavior slider
- 3. Right and wrong cards

PROGRAM DESIGN: Carol Paske



Clip, Handicap Tag, Right and Wrong Cards and Behavior Slider

Special thanks to Jane Graening for sharing her behavior intervention methodology with the Little Friends Center for Autism.

HAND WASHING RING\$13.99

The Little Friends Center for Autism's Hand Washing Program is designed to teach the learner how to independently wash hands using visual instructions and photo sequence cards. The program was developed and is used at the agency's Lifeskills Training Center for Children with Autism.

PROGRAM DESIGN: Mary Crissman and Diane Hasselberg

HAND WASHING STRIP\$10.26

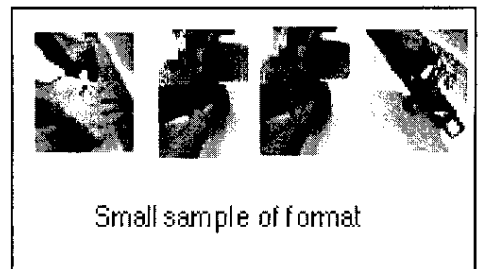

This colorful system teaches the learner how to wash his or her hands by using step-by-step photo sequence cards. The system is designed in strip format for easy posting in restrooms.

Includes:

- 1. Easy-to-follow photo cards

PROGRAM DESIGN: Lifeskills Training Center for Children with Autism Team

Photo Sequence Shown in Card Format



Small sample of format



MENSTRUAL CARE\$29.84

The Little Friends Center for Autism's Menstrual Care Program includes 22 discrete photos teaching appropriate menstrual care. This system can be used as a social story.

Includes:

- 1. Comprehensive manual with teaching tips
- 2. Photo cards with easy-to-follow instructions

PROGRAM DESIGN: Patti Boheme, Mary Crissman and Kary Scroggins




Photo Sequence Cards

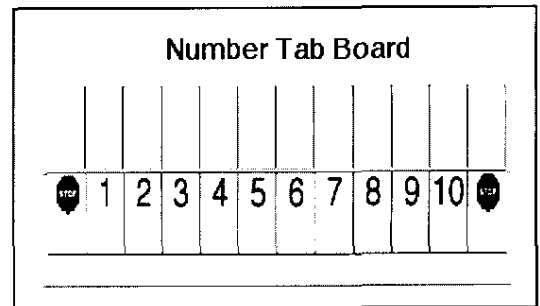
NUMBER TAB BOARD\$13.99

The Little Friends Center for Autism's Tab Number System provides predictability for learners. The Tab System can be used to predict clear beginnings and endings of tasks, parts of tasks or time frames up to ten. It works well in the classroom, clinic, community or at home.

Includes:

- 1. Two stop signs for counting up or down
- 2. Numbered paddles for visual tracking

PROGRAM DESIGN: Carol Paske



Number Paddles

RELAXATION ROUTINES BOOK\$23.31


This unique system teaches relaxation and deep breathing routines by using step-by-step photo sequence cards and a small Tab Board for completing relaxation. This system can be used as a pre-teaching tool, social story and schedule. ABA drills and least restrictive prompt fading methodology included.

Includes:

- 1. Easy-to-follow photo cards
- 2. Small Tab Board

PROGRAM DESIGN: Patti Boheme and Carol Paske


Easy-to-Follow Photo Cards



SALON HAIR CUT PROGRAM\$23.31

The Little Friends Center for Autism's Salon Hair Cut Program walks the learner through the steps of getting his/her hair cut in a salon by using easy-to-follow photo sequence cards. This colorful visual guide can be used as a social story or as cue cards.

PROGRAM DESIGN: Patti Boheme and Carol Paske



Training Cards or Book Format



SALON SHAMPOO PROGRAM \$23.31

The Little Friends Center for Autism's Salon Shampoo Program walks the learner through the steps of getting his/her hair shampooed in a salon by using easy-to-follow photo sequence cards. This colorful visual guide can be used as a social story or as cue cards.


**Training Cards
or Book Format**



PROGRAM DESIGN: Patti Boheme and Carol Paske

SHAVING \$23.31

This unique Shaving Program uses visual guides to teach the learner how to shave. The program is available in book format with easy-to-follow photos. The program also features a tab system for counting how many times the learner needs to move the shaver up and down on the face and neck area.



PROGRAM DESIGN: Carol Paske

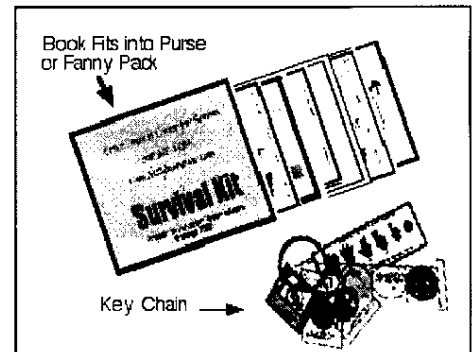
SURVIVAL KIT \$16.78

This unique system was designed to meet the communication and behavioral needs of learners across environments. The Survival Program is unique in that we've included directions for responsible adults on each card. Behavior management and communication clarity is achieved by giving learners control, choices and predictability.

Includes:

- 1. Book of teaching tips
- 2. Photo cards with easy-to-follow instructions

PROGRAM DESIGN: Patti Boheme, Sasha Boheme, Lisa Boyle, Marilyn Mason and Carol Paske



Manual, Client Communicator, Adult Communicator and a Proactive Behavior Intervention and Management Program

TOILET TRAINING KIT \$34.50

Through years of experience, Little Friends, Inc. has developed a unique visual training system that works when other methods fail. Patti Boheme and Mary Crissman conduct Toilet Training seminars throughout the country using this comprehensive visual program.

Includes:

- 1. Learner expressive clip
- 2. An easy to follow manual that guides the parent/staff on how to set-up and implement a successful toilet training program
- 3. Step-by-step photo cards

PROGRAM DESIGN: Patti Boheme, Mary Crissman, Diane Hasselberg and Beth Kassanits

Special thanks to Jane Freiburger and Laura for their input through the years.



Task Analysis Hand Washing Cards, Manual, Task Analysis Toilet Training Cards and Learner's Expressive Cue



VISUAL SOCIAL MANAGER WHEEL . . . \$13.05

The Little Friends Center for Autism's Visual Social Manager Wheel uses visual methods to teach and define social cues. This program was developed for classroom and community settings to visually cue learners of social expectations.

Includes:

1. Commonly used pictures to guide the learner
2. Visual right and wrong scripting cards
3. Visual behavior encouragement slider system
4. Tabs defining social cues

PROGRAM DESIGN: Patti Boheme and Carol Paske

WHEN I SNEEZE . . . \$6.53

The Little Friends Center for Autism's When I Sneeze Program uses visual guides to teach the learner how to sneeze, get tissue and throw away tissue.

Includes:

1. Easy-to-follow photo sequence cards

PROGRAM DESIGN: Carol Paske and Kary Pekarek

WIPING BOARD . . . \$12.12


The Little Friends Center for Autism's Wiping Board Program is designed to teach the learner how to independently wipe after toileting. The program was developed and perfected at Little Friends' Lifeskills Training Center for Children with Autism.

Includes:

1. Photo sequence
2. Velcro tab board system



PROGRAM DESIGN: Mary Crissman and Diane Hasselberg

**Scripting
Cards, Clip,
Social Cue
Tabs
and a Visual
Behavior
Slider**



Special thanks to Jane Graening for sharing her behavior intervention methodology with the Little Friends Center for Autism.

**Photo
Sequence
Cards**



**Photo Sequence
and
Photo Wiping Tab System**



Little Friends Center for Autism

1001 E. Chicago Avenue, Suite 151

Naperville, IL 60540

(630) 305-4196

www.littlefriendsinc.org

